



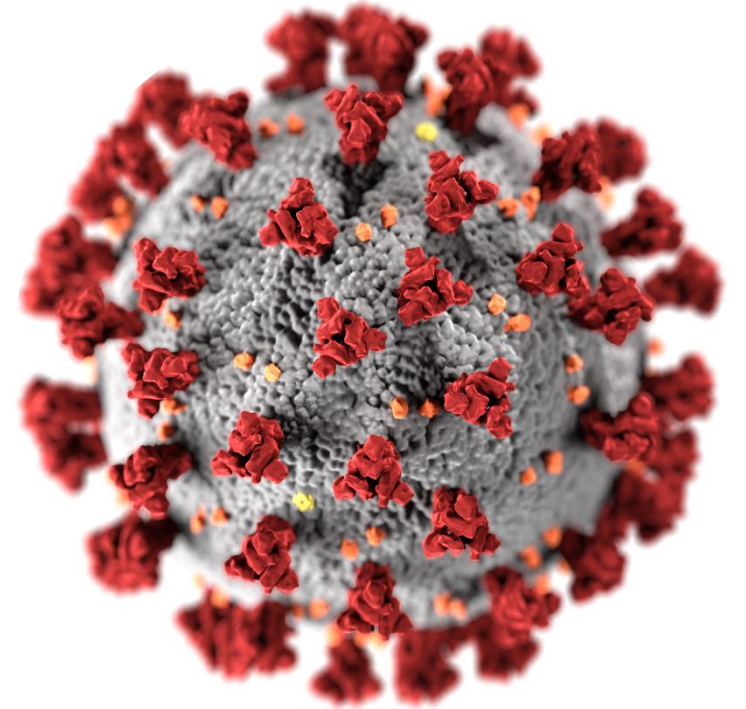
Findings from the Canadian Longitudinal Study on Aging COVID-19 Seroprevalence (Antibody) Study





COVID-19 Seroprevalence Study

- To determine how widespread coronavirus infection is among participants of the Canadian Longitudinal Study on Aging across Canada





COVID-19 Seroprevalence Study

- 18,536 CLSA participants provided blood samples and completed questionnaires from November 2020 to July 2021
- Blood samples from 17,311 CLSA participants were able to be tested for the presence of antibodies that indicates previous infection from the SARS-CoV-2 virus or antibodies produced in response to vaccination. The presence of these antibodies is an indicator of immunity to SARS-CoV-2 virus.

Percentage of CLSA participants who participated in the Seroprevalence (Antibody) Study

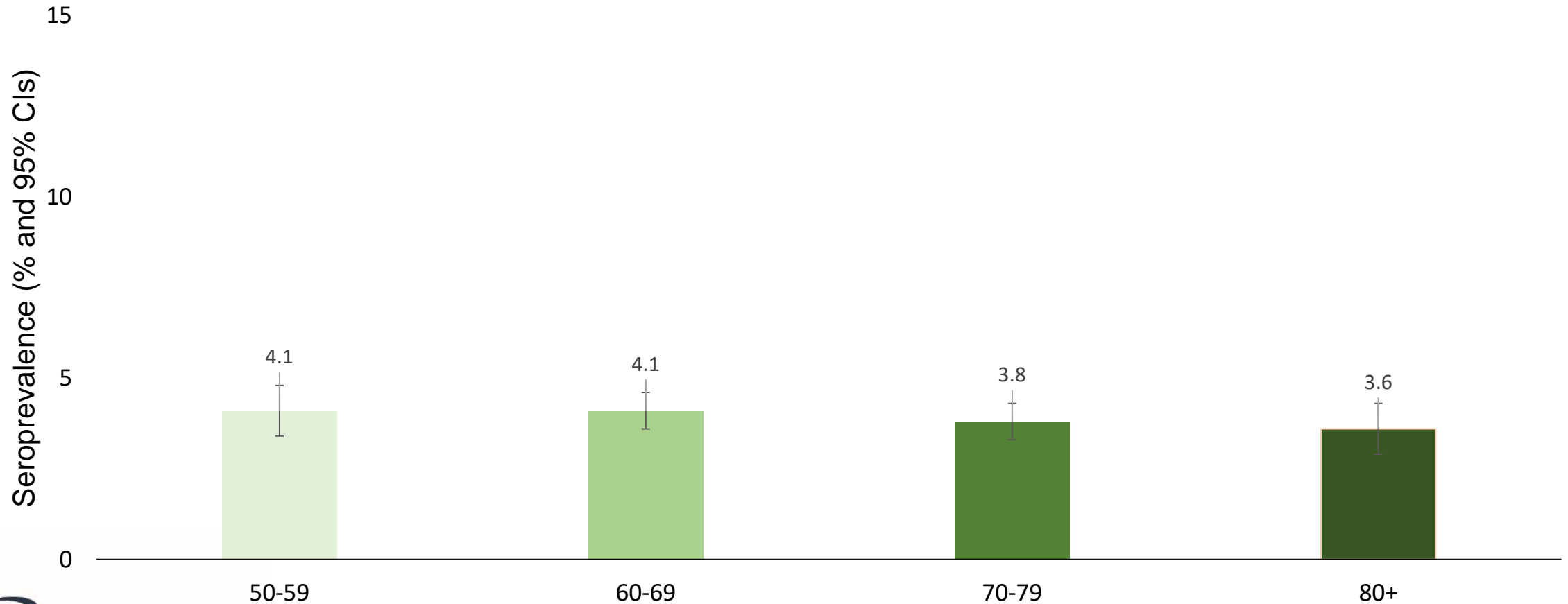
	Comprehensive Cohort (%)	Tracking Cohort (%)
Overall	59.0	50.9
Age Group at Invitation Date		
50-59	64.7	55.9
60-69	68.1	57.6
70-79	59.6	51.0
80+	41.6	35.6
Province/Region*		
Atlantic Provinces	56.7	47.8
Quebec	55.1	44.4
Ontario	60.3	52.6
Prairies	58.8	53.6
British Columbia	64.4	57.8

* Atlantic Provinces: Newfoundland and Labrador, Prince Edward Island, Nova Scotia, New Brunswick;
Prairies: Manitoba, Saskatchewan, Alberta

Characteristics of Participants in the CLSA Seroprevalence (Antibody) Study (n=17,311)

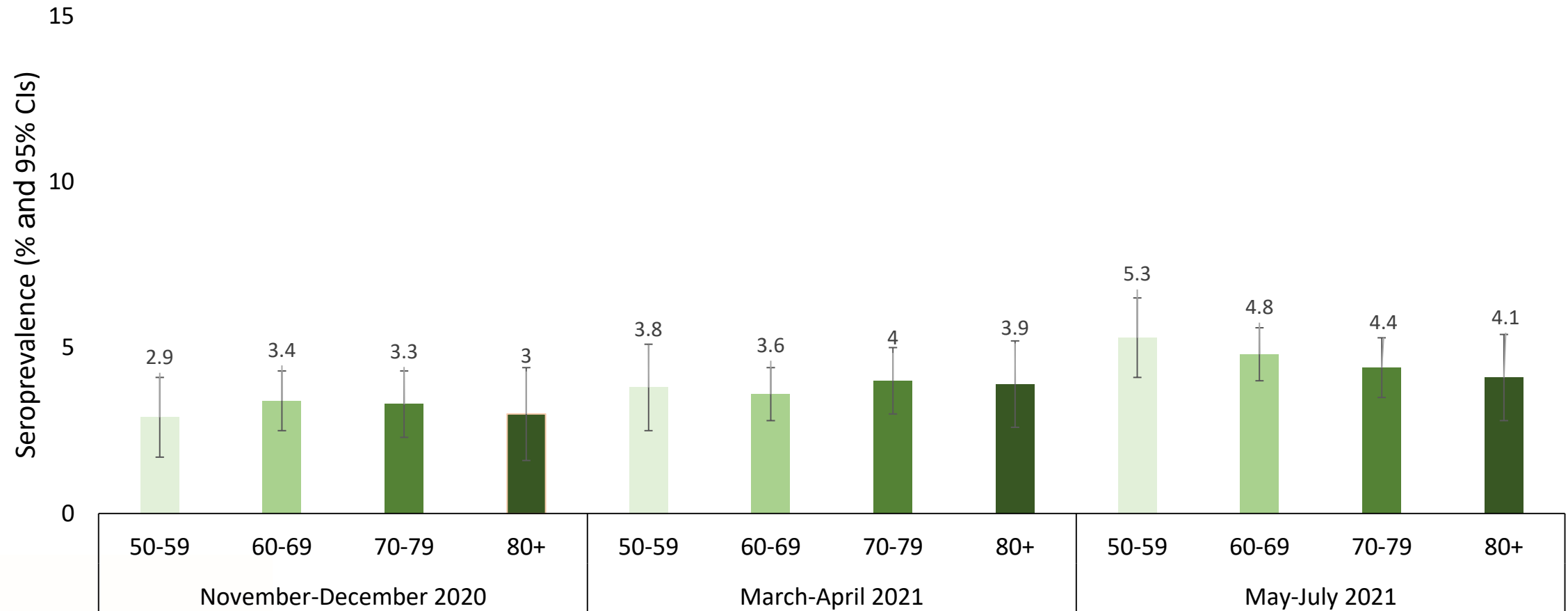
Variables	n (%)
Sex	
Female	9046 (52.3)
Male	8265 (47.7)
Age Group at Invitation Date	
50-59	3281 (19.0)
60-69	6402 (37.0)
70-79	5059 (29.2)
80+	2569 (14.8)
Province/Region*	
Atlantic Provinces	3387 (19.6)
Quebec	3167 (18.3)
Ontario	3886 (22.4)
Prairies	3689 (21.3)
British Columbia	3179 (18.4)
Living Area	
Rural	2723 (15.9)
Urban	14453 (84.2)
Annual Household Income	
<\$20,000	545 (3.3)
\$20,000 - <\$50,000	3272 (20.0)
\$50,000 - <\$100,000	6118 (37.5)
\$100,000 - <\$150,000	3440 (21.1)
≥\$150,000	2952 (18.1)

Percentage of CLSA participants with antibodies that indicates infection* from SARS-CoV-2 virus by age group (n=17,311)



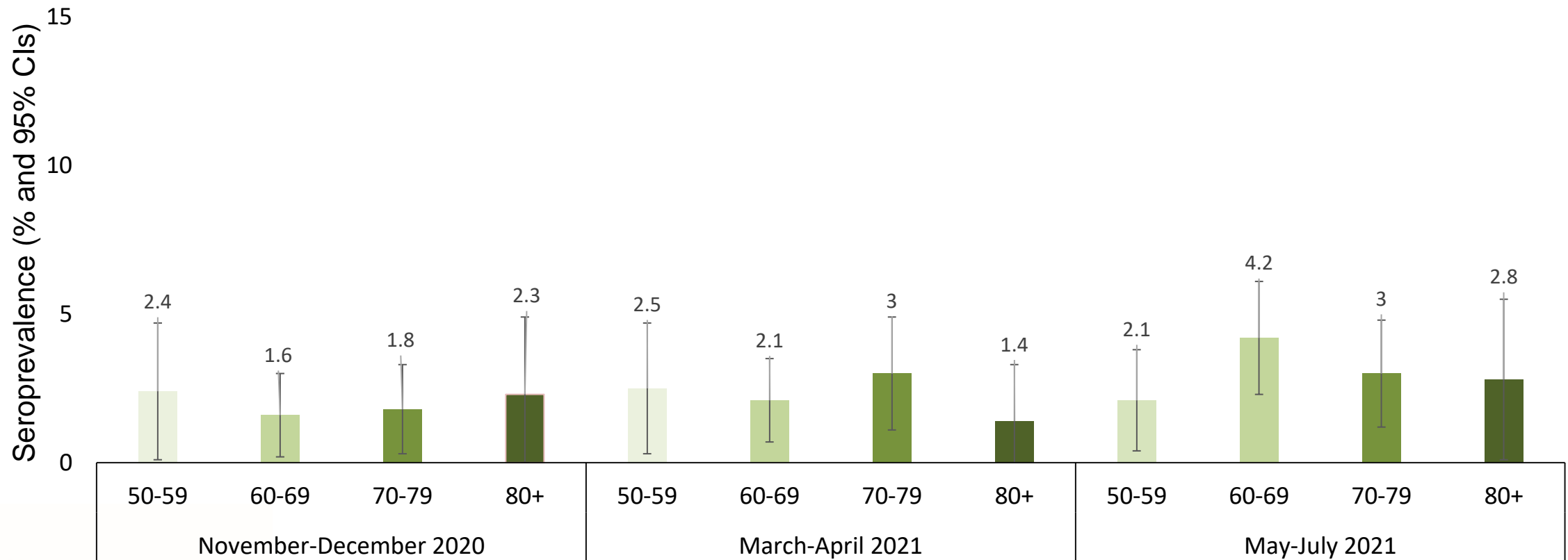
*Based on the positivity of Nucleocapsid antibody using Roche Anti-SARS-CoV-2 assay (Nucleocapsid)

Percentage of CLSA participants with antibodies that indicates infection* from SARS-CoV-2 virus by age group and over time (n=15,940)



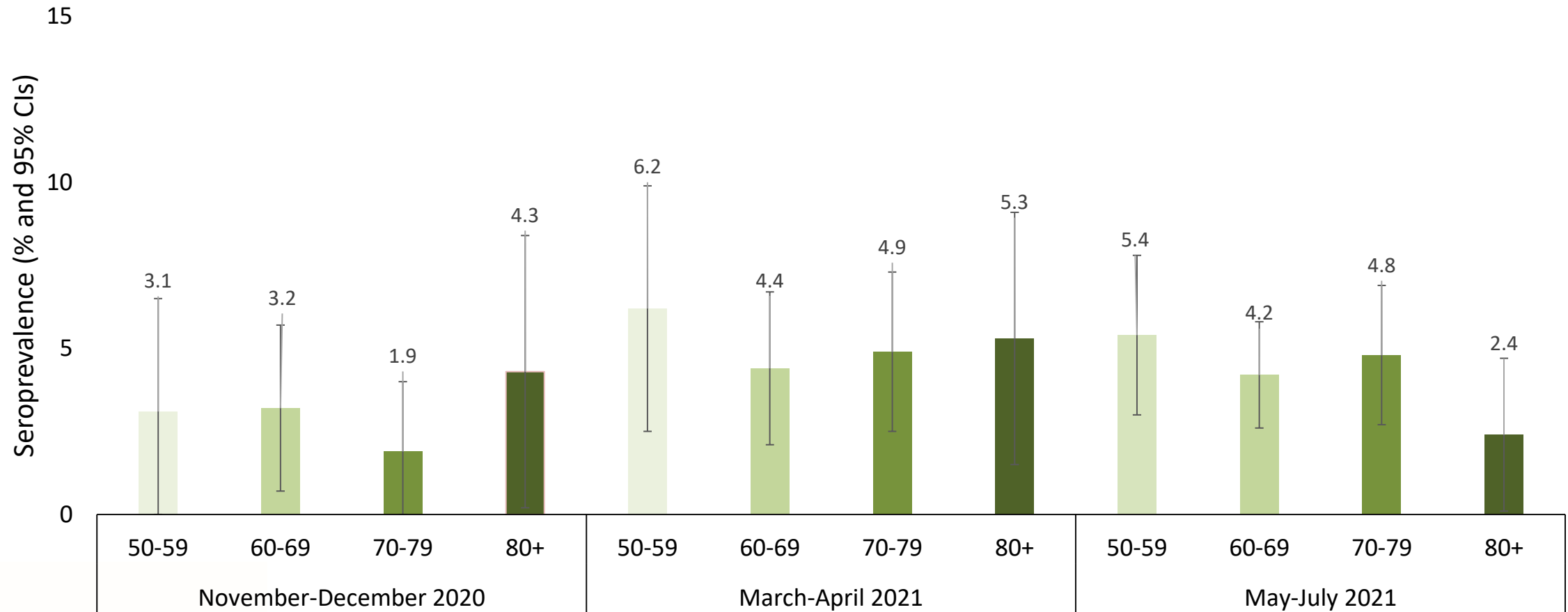
*Based on the positivity of Nucleocapsid antibody using Roche Anti-SARS-CoV-2 assay (Nucleocapsid)

Percentage of CLSA participants with antibodies that indicates infection* from SARS-CoV-2 virus by age group and over time in the Atlantic provinces (n=3,100)



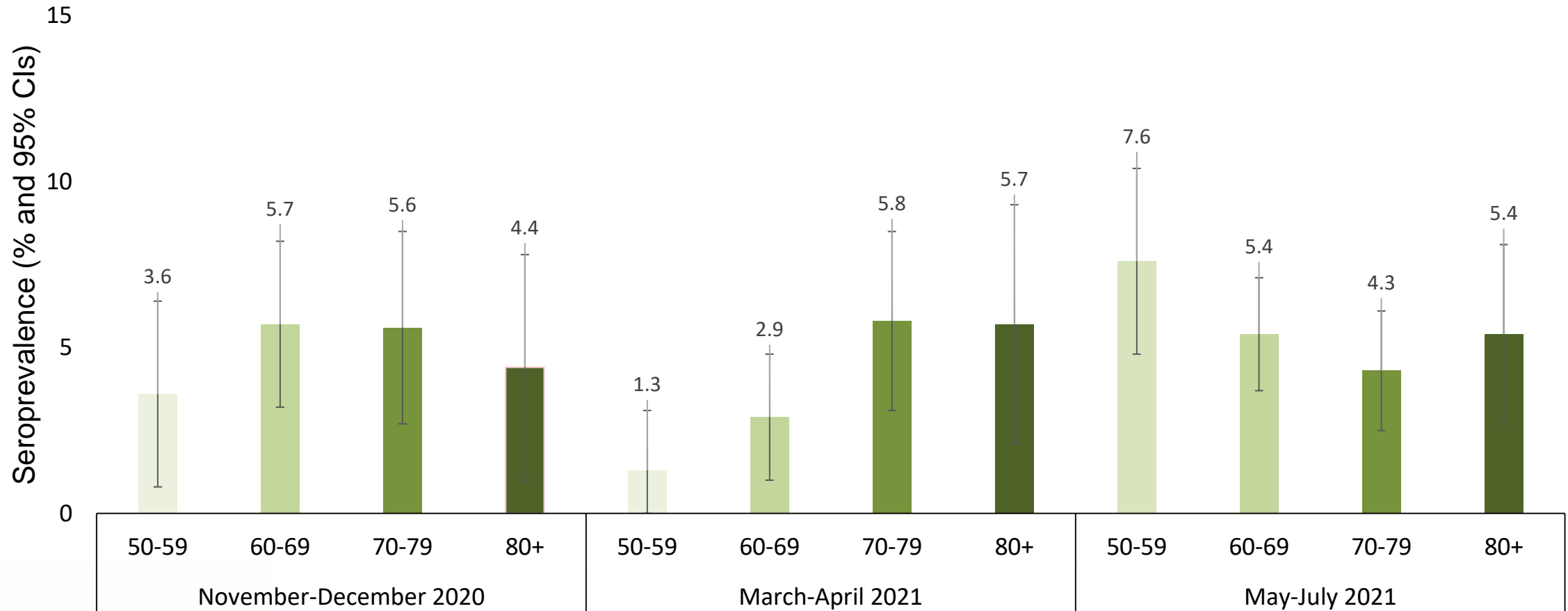
*Based on the positivity of Nucleocapsid antibody using Roche Anti-SARS-CoV-2 assay (Nucleocapsid)

Percentage of CLSA participants with antibodies that indicates infection* from SARS-CoV-2 virus by age group and over time in Quebec (n=2,928)



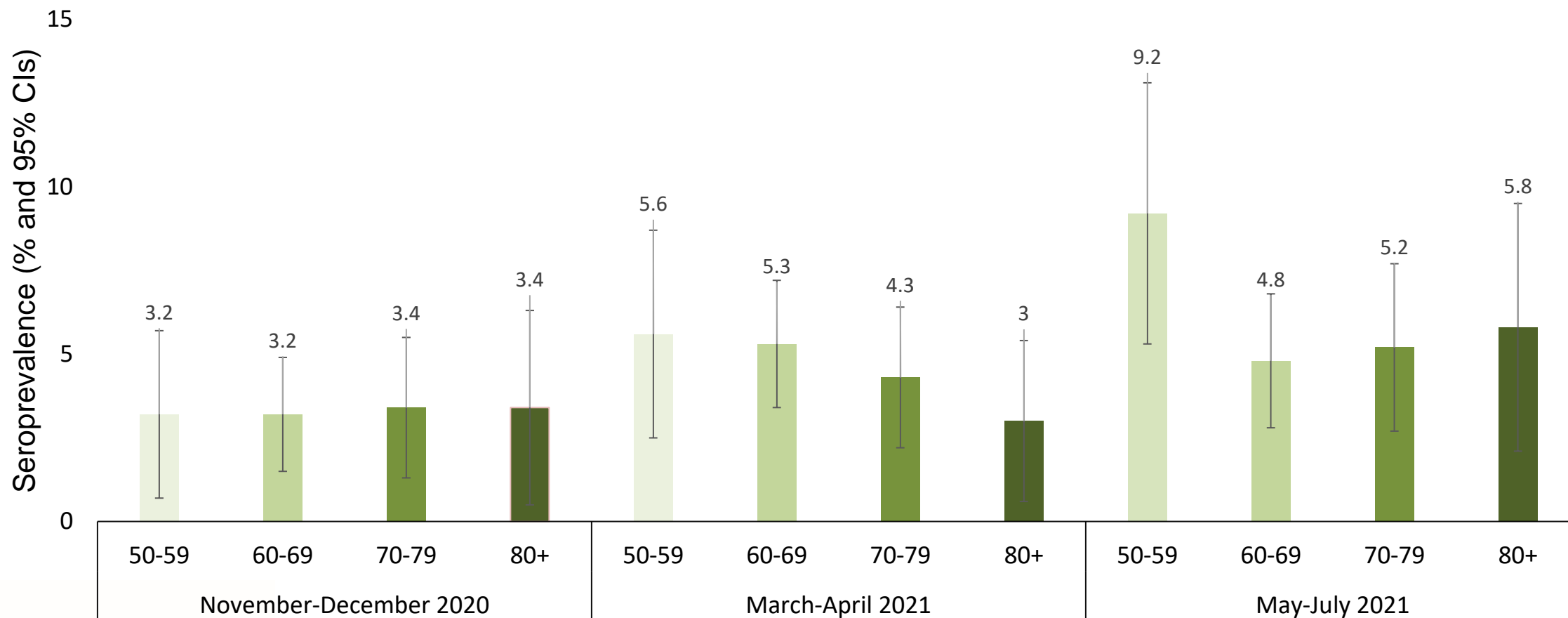
*Based on the positivity of Nucleocapsid antibody using Roche Anti-SARS-CoV-2 assay (Nucleocapsid)

Percentage of CLSA participants with antibodies that indicates infection* from SARS-CoV-2 virus by age group and over time in Ontario (n=3,568)



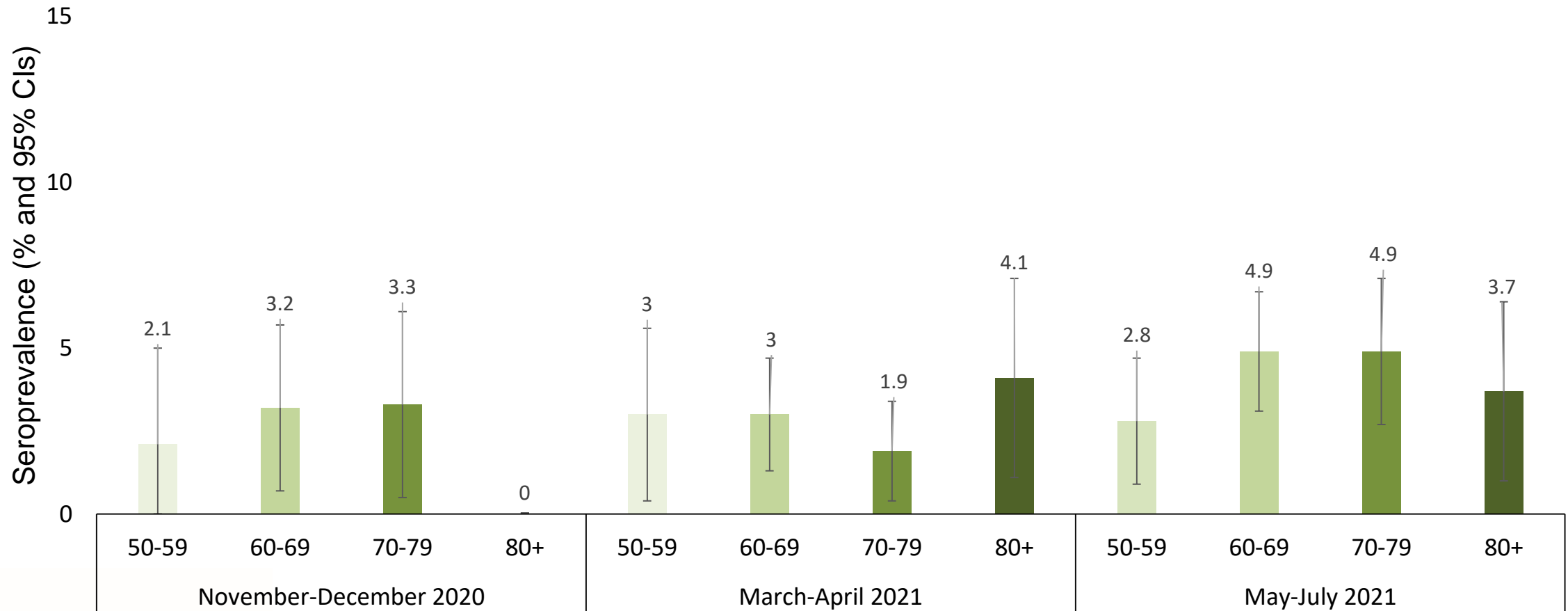
*Based on the positivity of Nucleocapsid antibody using Roche Anti-SARS-CoV-2 assay (Nucleocapsid)

Percentage of CLSA participants with antibodies that indicates infection* from SARS-CoV-2 virus by age group and over time in the Prairies (n=3,409)



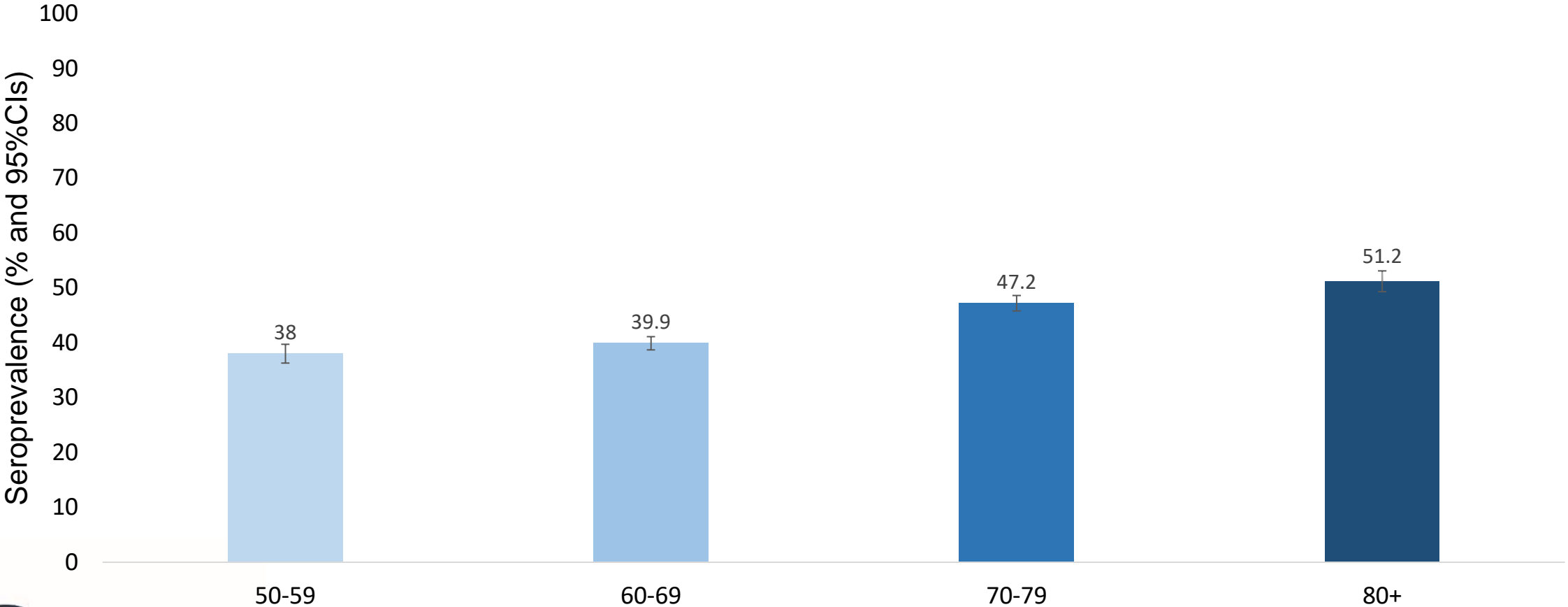
*Based on the positivity of Nucleocapsid antibody using Roche Anti-SARS-CoV-2 assay (Nucleocapsid)

Percentage of CLSA participants with antibodies that indicates infection* from SARS-CoV-2 virus by age group and over time in British Columbia (n=2,932)



*Based on the positivity of Nucleocapsid antibody using Roche Anti-SARS-CoV-2 assay (Nucleocapsid)

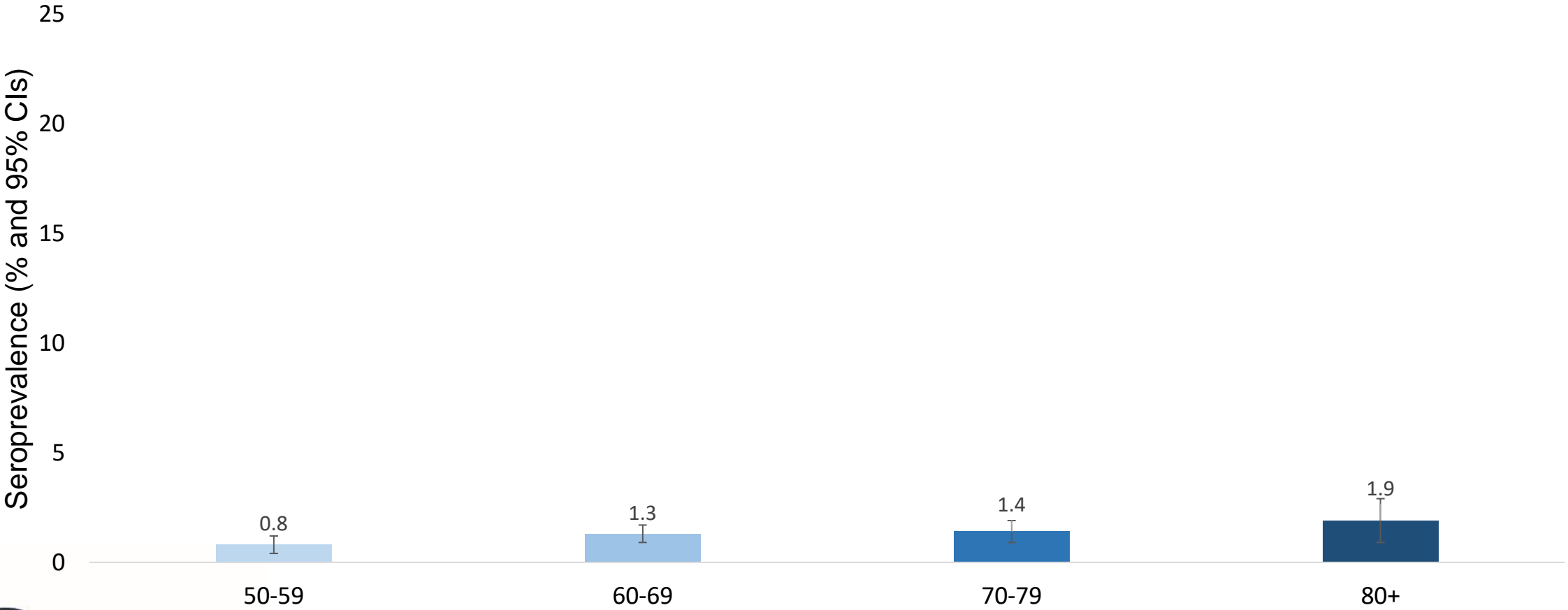
Percentage of CLSA participants with SARS-CoV-2 infection and/or vaccine-induced antibodies* from November 2020 to July 2021 by age group (n=17,311)



*Based on the positivity of Spike antibody using Roche Anti-SARS-CoV-2 S assay (Spike)

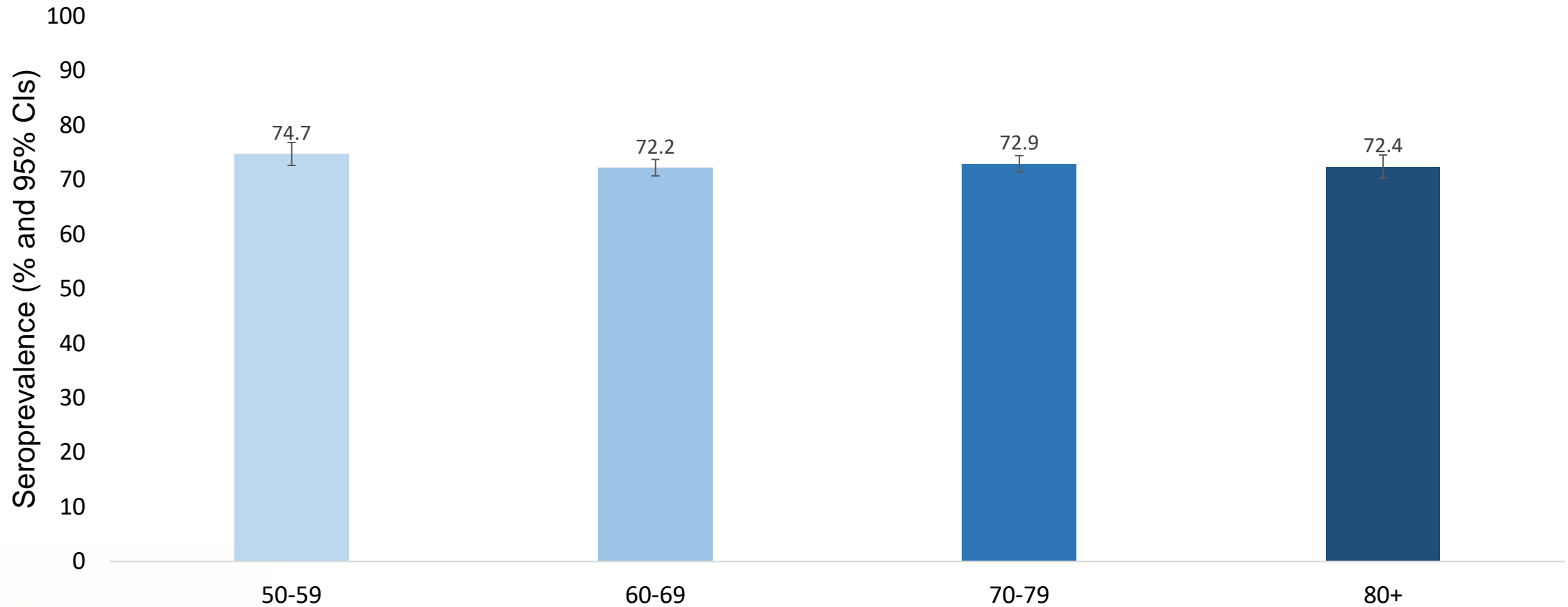


Percentage of CLSA participants with SARS-CoV-2 infection and/or vaccine-induced antibodies* from November 2020 to July 2021 by age group in unvaccinated group (n=6,941)



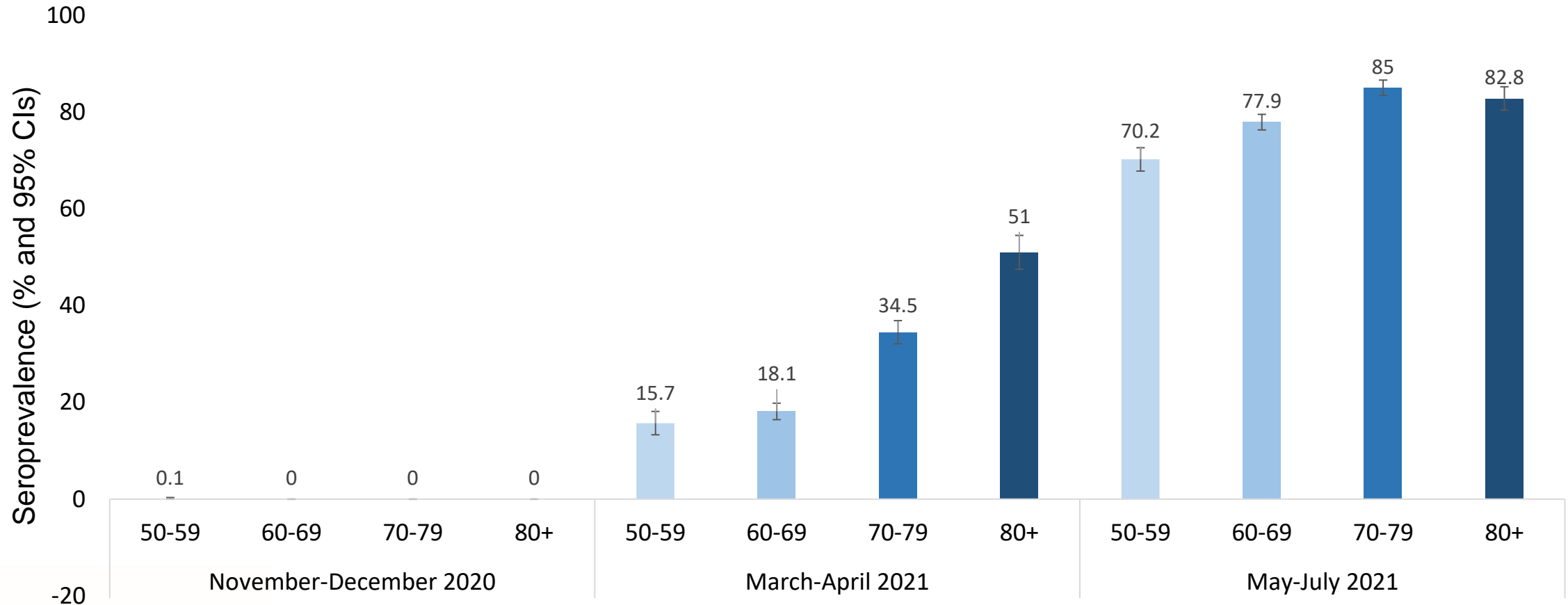
*Based on the positivity of Spike antibody using Roche Anti-SARS-CoV-2 S assay (Spike)

Percentage of CLSA participants with SARS-CoV-2 infection and/or vaccine-induced antibodies* from November 2020 to July 2021 by age group in vaccinated group (n=9,977)



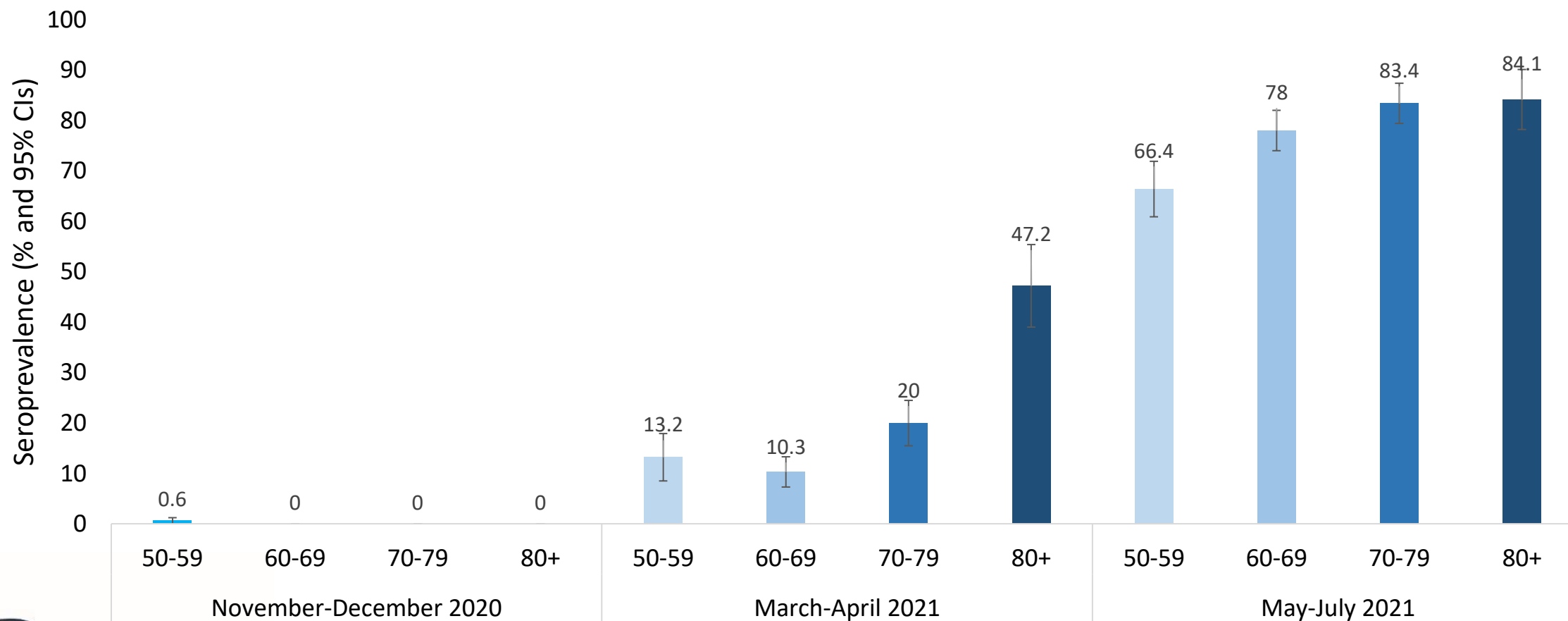
*Based on the positivity of Spike antibody using Roche Anti-SARS-CoV-2 S assay (Spike)

Percentage of CLSA participants with SARS-CoV-2 infection and/or vaccine-induced antibodies* by age group and over time (n=15,940)



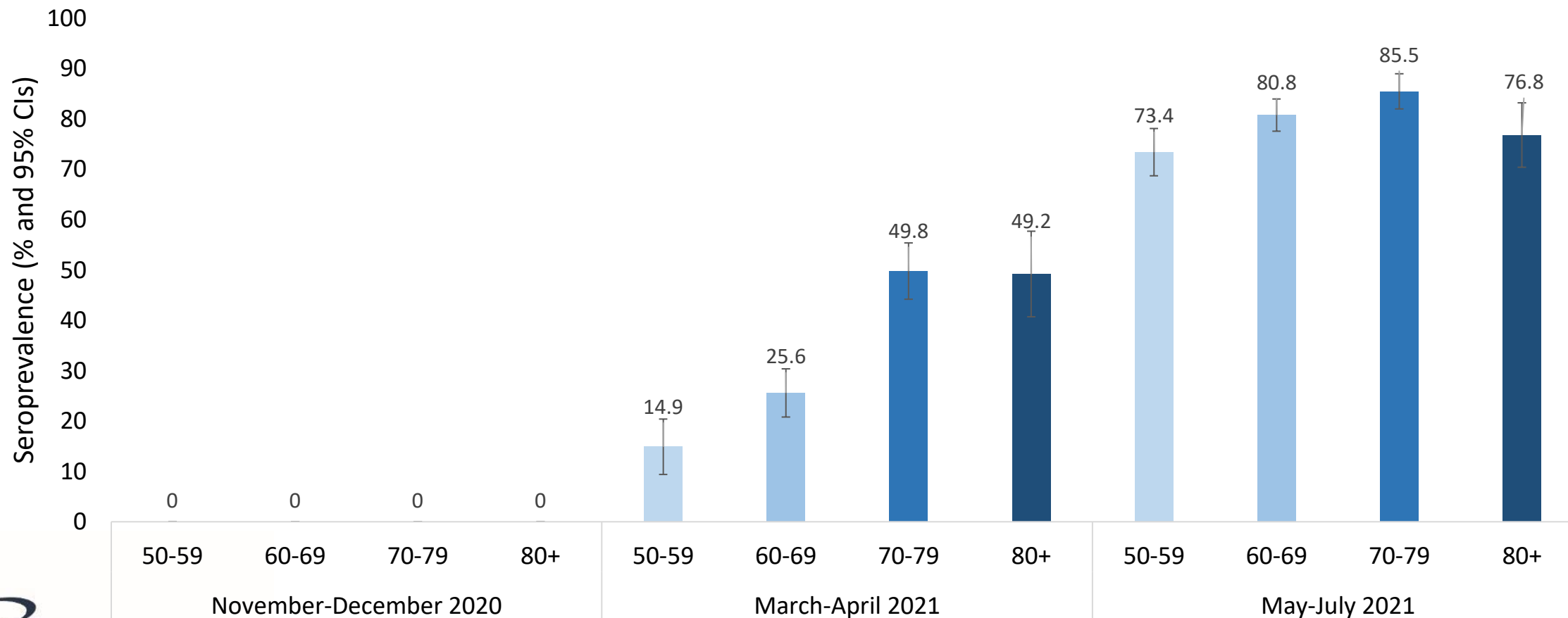
*Based on the positivity of Spike antibody using Roche Anti-SARS-CoV-2 S assay (Spike)

Percentage of CLSA participants SARS-CoV-2 infection and/or vaccine-induced antibodies* by age group and over time in the Atlantic provinces (n=3,100)



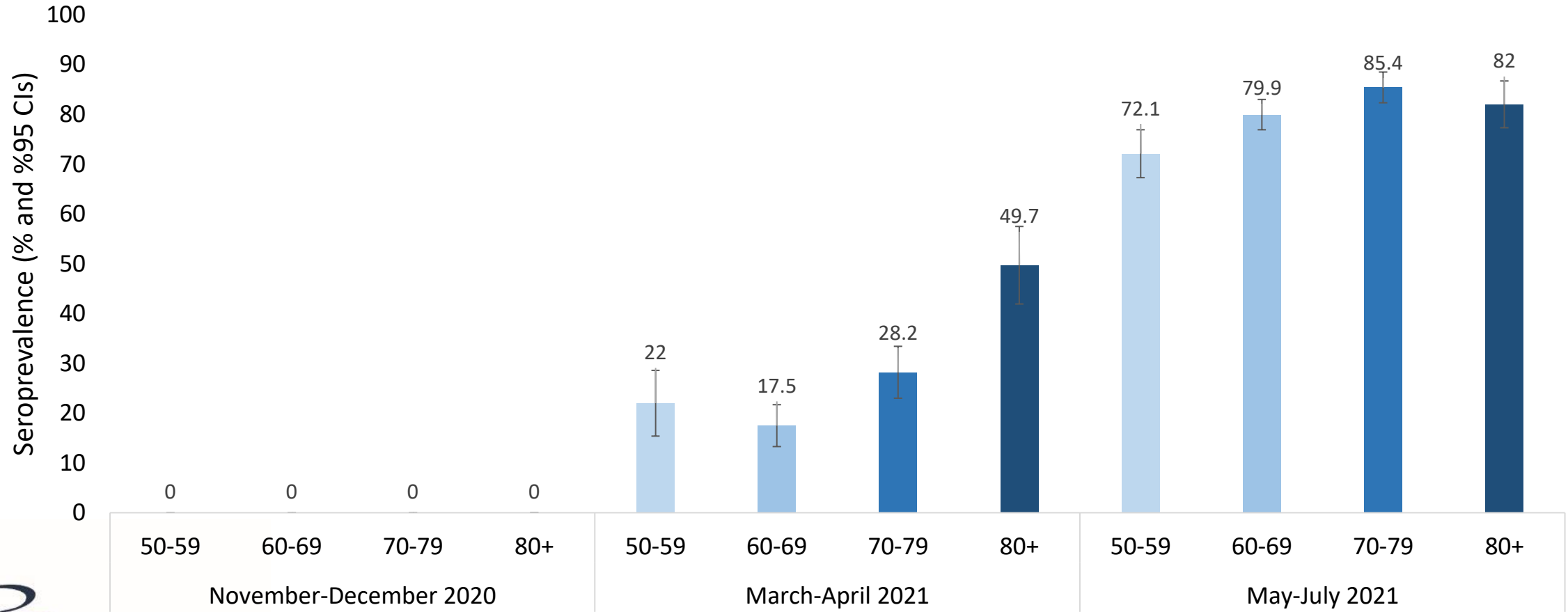
*Based on the positivity of Spike antibody using Roche Anti-SARS-CoV-2 S assay (Spike)

Percentage of CLSA participants SARS-CoV-2 infection and/or vaccine-induced antibodies* by age group and over time in Quebec (n=2,928)



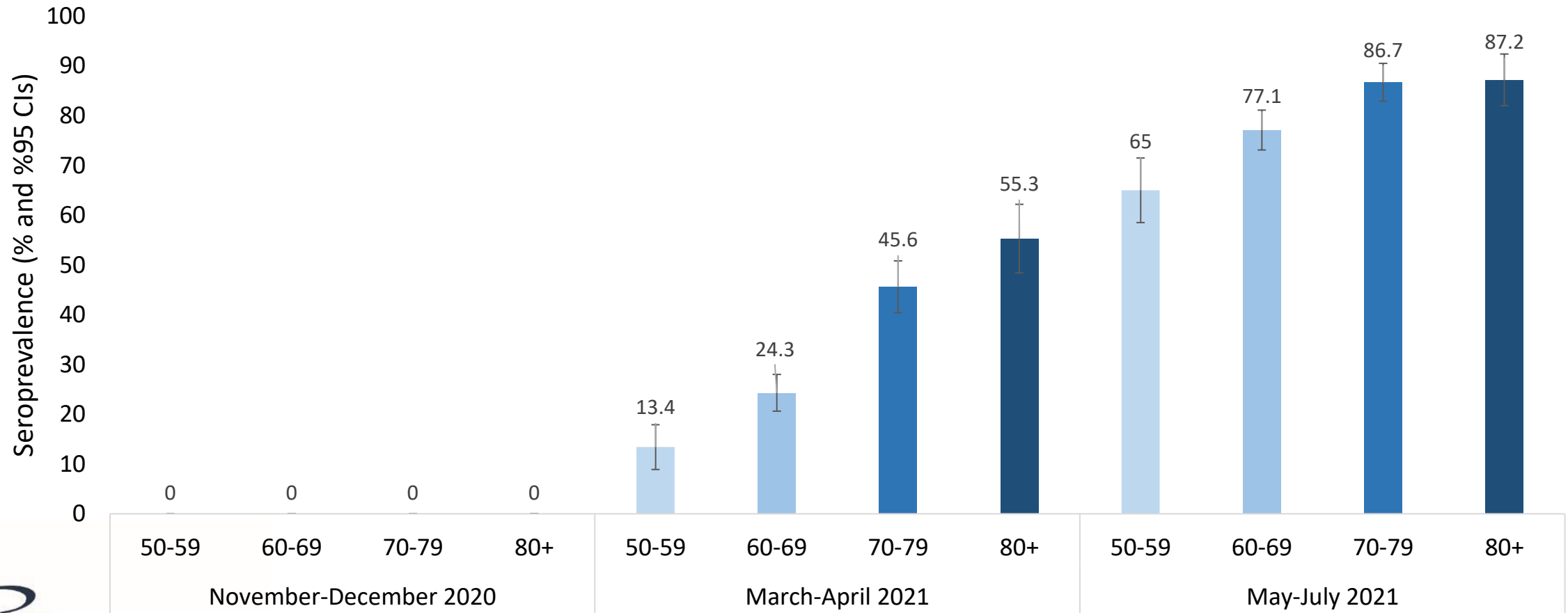
*Based on the positivity of Spike antibody using Roche Anti-SARS-CoV-2 S assay (Spike)

Percentage of CLSA participants SARS-CoV-2 infection and/or vaccine-induced antibodies* by age group and over time in Ontario (n=3,568)



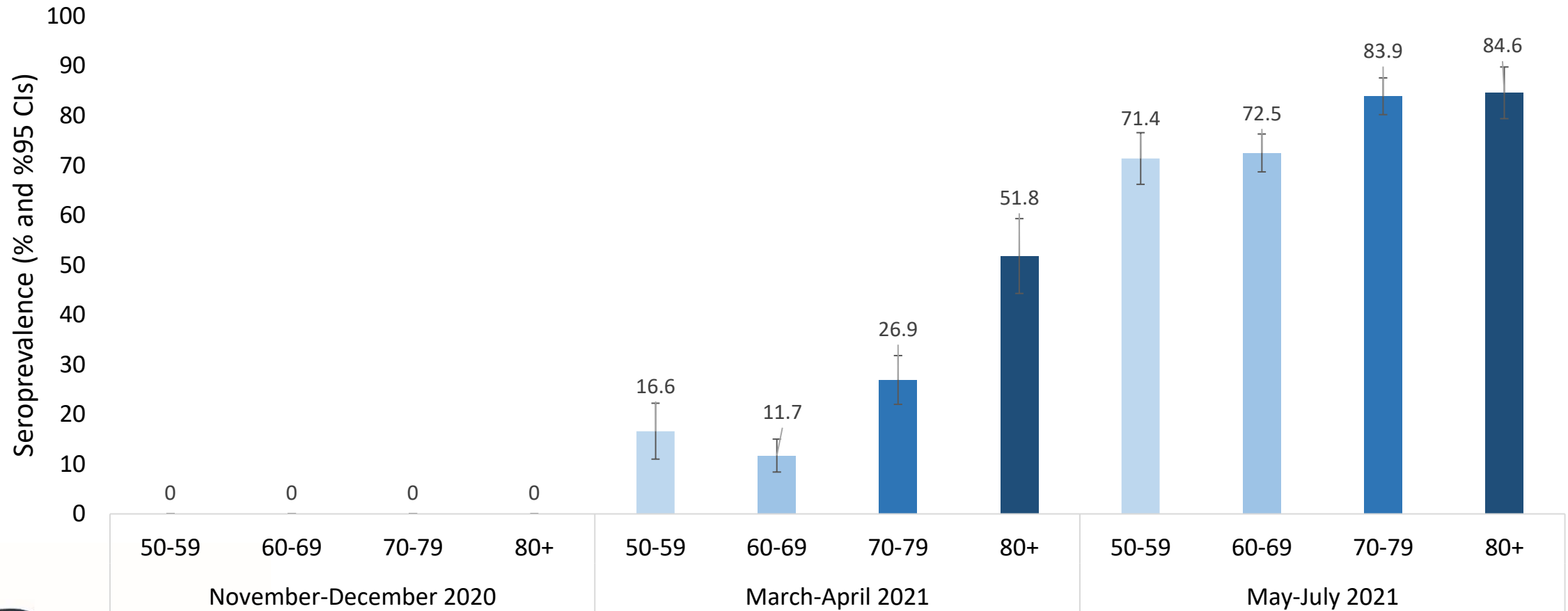
*Based on the positivity of Spike antibody using Roche Anti-SARS-CoV-2 S assay (Spike)

Percentage of CLSA participants SARS-CoV-2 infection and/or vaccine-induced antibodies* by age group and over time in the Prairies (n=3,409)



*Based on the positivity of Spike antibody using Roche Anti-SARS-CoV-2 S assay (Spike)

Percentage of CLSA participants SARS-CoV-2 infection and/or vaccine-induced antibodies* by age group and over time in British Columbia (n=2,932)



*Based on the positivity of Spike antibody using Roche Anti-SARS-CoV-2 S assay (Spike)



COVID-19
IMMUNITY
TASK FORCE

GROUPE DE TRAVAIL
SUR L'IMMUNITÉ
FACE À LA COVID-19

Contact:

General inquiries: info@clsa-elcv.ca

Data access inquiries: access@clsa-elcv.ca

CLSA is funded by the Government of Canada through CIHR and CFI, and provincial governments and universities. COVID-19 research funding is provided by the COVID-19 Immunity Task Force and the Public Health Agency of Canada, Weston Family Foundation, Juravinski Research Institute, McMaster University, McMaster Institute for Research on Aging, and Nova Scotia COVID-19 Health Research Coalition

